

PRUCT-M with socket GUC11S-V0

relays for railroad industry - interface



RUCT-M + GUC11S-V0

- **Relays with permanent magnet ❶**, designed for continuous operation*
- 35 mm rail mount acc. to EN 60715
- Compliance with standards: EN 45545-2 (category EL10, requirement R26 - flammability class V-0 acc. to EN 60695-11-10); EN 61373 category 1, class B (mechanical shock and vibration resistance); EN 50155; EN 60077-1; EN 61810-1
- Recognitions, certifications, directives: recognitions RUCT-M, RoHS,



Contact data

Number and type of contacts		1 NO (double-break)	2 NO
Contact material		AgNi	
Rated / max. switching voltage		250 V DC; 250 V AC / 250 V DC; 250 V AC	
Min. switching voltage		5 V	
Rated load	DC1	16 A / 24 V DC; 13 A / 110 V DC	16 A / 24 V DC; 9 A / 110 V DC
		10 A / 220 V DC	3,8 A / 220 V DC
	DC L/R=40 ms	16 A / 24 V DC; 4,6 A / 110 V DC	16 A / 24 V DC; 1,2 A / 110 V DC
		2,5 A / 220 V DC	0,4 A / 220 V DC
	AC1	16 A / 250 V AC	16 A / 250 V AC
Min. switching current		5 mA	
Max. make current		40 A 20 ms	
Rated current		16 A	
Max. breaking capacity		4 000 VA	
Min. breaking capacity		0,3 W	
Contact resistance		≤ 100 mΩ	
Max. operating frequency			
• at rated load		1 200 cycles/hour	
• no load		12 000 cycles/hour	

Coil data

Rated voltage	DC	24, 110 V ❷
Must release voltage		≥ 0,1 U _n
Operating range of supply voltage		0,7...1,25 U _n EN 50155 see Table 1
Must operate voltage		≤ 0,7 U _n
Rated power consumption	DC	1,7 W reinforced version

Insulation according to EN 60664-1

Insulation rated voltage		250 V AC
Rated surge voltage		4 000 V 1,2 / 50 μs
Overvoltage category		III
Insulation pollution degree		3
Flammability class		V-0 UL 94, EN 60695-11-10
Dielectric strength	• between coil and contacts • contact clearance	2 500 V AC
		4 000 V AC
	• pole - pole	2 000 V AC
		2 500 V AC
Contact - coil distance	• clearance • creepage	≥ 6,3 mm
		≥ 8 mm

General data

Operating / release time		• typical values	20 ms / 15 ms	
		• max. values	25 ms / 35 ms	
Electrical life	• resistive DC1		> 2 x 10 ⁵ 10 A, 220 V DC	> 2 x 10 ⁵ 3,8 A, 220 V DC
	• DC L/R=40 ms		> 2 x 10 ⁵ 2,5 A, 220 V DC	> 2 x 10 ⁵ 0,4 A, 220 V DC
Mechanical life (cycles)			> 2 x 10 ⁷	
Dimensions (L x W x H)			84,5 x 41,5 x 77,3 mm	
Weight			154 g	
Ambient temperature (non-condensation and/or icing)	• storage		-40...+85 °C	
	• operating		-40...+55 °C	
Cover protection category			IP 00	EN 60529
Environmental protection			RTI	EN 61810-1
Shock / vibration resistance			category 1, class B EN 61373 (set: relay in socket with clip)	

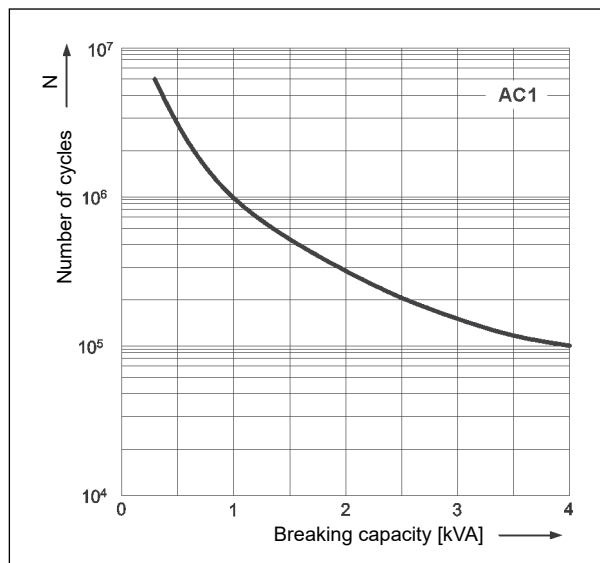
The data in bold type relate to the standard versions of the relays. *The relays are designed for continuous operation while maintaining the parameters declared in the data sheet. ❶ The permanent magnet is fixed on the contact plate. Its magnetic field is directed to the contacts and it blows the electric arc which occurs when the DC load is switched off. ❷ For other voltages, please contact Relpol S.A.

PRUCT-M with socket GUC11S-V0

relays for railroad industry - interface

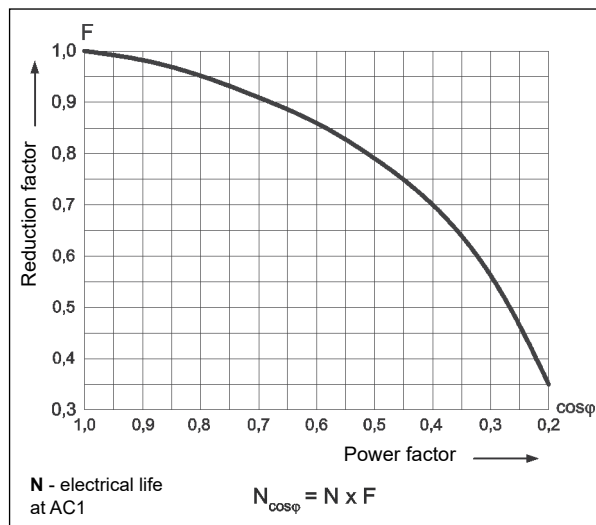
Electrical life at AC resistive load.
Switching frequency: 1 200 cycles/hour

Fig. 1

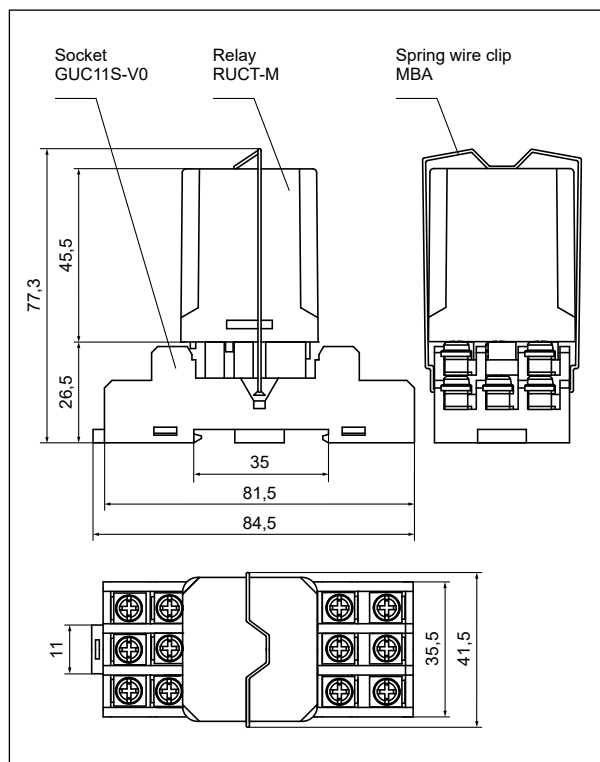


Electrical life reduction factor at AC inductive load

Fig. 2

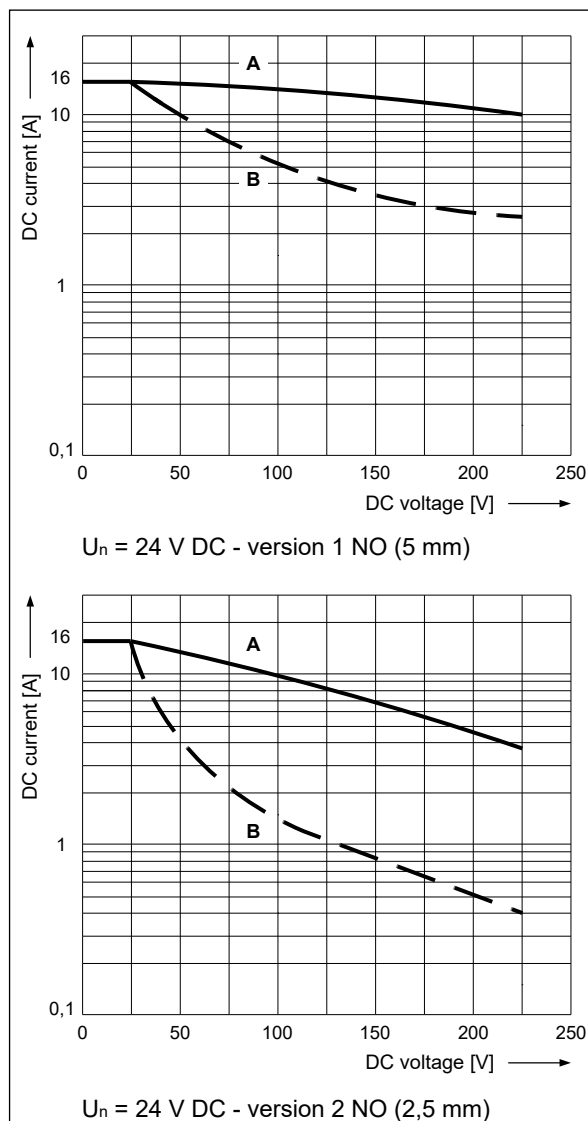


Dimensions



Max. DC breaking capacity
A - resistive load DC1
B - inductive load L/R = 40 ms

Fig. 3



Relays for
railroad industry
- industrial



RUCT

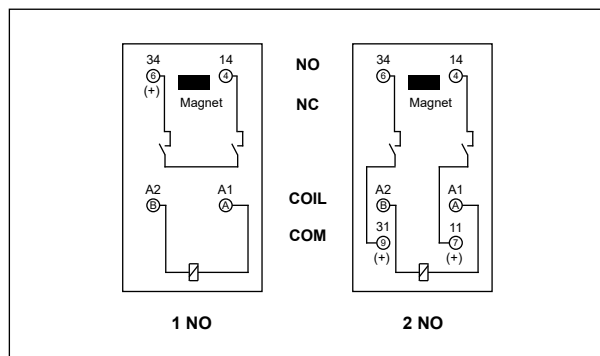


RUCT-M

PRUCT-M with socket GUC11S-V0

relays for railroad industry - interface

Connection diagrams (screw terminals side view)



Mounting

Relays **PRUCT-M with socket GUC11S-V0** are designed for direct mounting on 35 mm rail mount acc. to EN 60715.
Connections: max. cross section of the cables (stranded): 2 x 2,5 mm² (2 x 14 AWG), stripping length: 9 mm, max. tightening moment for the terminal: 0,7 Nm.

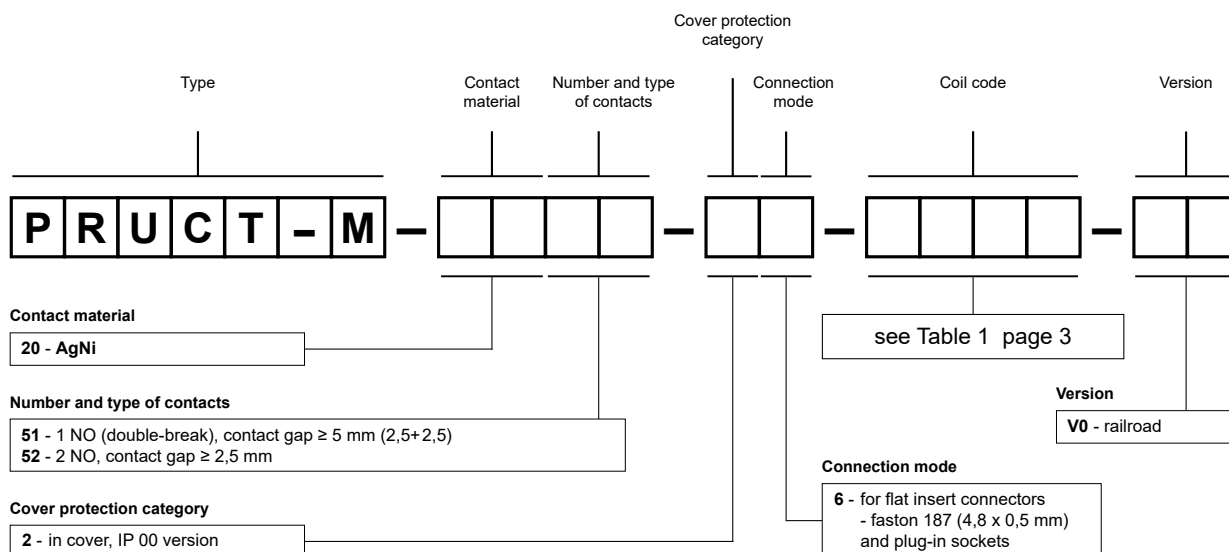
Coil data - DC voltage version

Table 1

Coil code	Rated voltage V DC ②	Coil resistance at 20 °C Ω	Acceptable resistance	Coil operating range V DC according to EN 50155 ③	
				min.	max.
W024	24	345	± 10%	16,8	30,0
W110	110	7 300	± 10%	77,0	137,5

The data in bold type relate to the standard versions of the relays. ② For other voltages, please contact Relpol S.A. ③ Changes of voltage within the range 0,6...1,4 Un below 0,1 s and changes of voltage within the range 1,25...1,4 Un below 1 s are admissible and they do not distort operation of the relays.

Ordering codes



Examples of ordering codes:

PRUCT-M-2051-26-W024-V0

interface relay **PRUCT-M** (railroad version) consists of: relay **RUCT-M** (one normally open contact, contact material AgNi, reinforced coil voltage 24 V DC), socket **GUC11S-V0** (grey, screw terminals), spring wire clip **MBA**

PRUCT-M-2052-26-W110-V0

interface relay **PRUCT-M** (railroad version) consists of: relay **RUCT-M** (two normally open contacts, contact material AgNi, reinforced coil voltage 110 V DC), socket **GUC11S-V0** (grey, screw terminals), spring wire clip **MBA**

PRECAUTIONS:

1. Ensure that the parameters of the product described in its specification provide a safety margin for the appropriate operation of the device or system and never use the product in circumstances which exceed the parameters of the product. 2. Never touch any live parts of the device. 3. Ensure that the product has been connected correctly. An incorrect connection may cause malfunction, excessive heating or risk of fire. 4. In case of any risk of any serious material loss or death or injuries of humans or animals, the devices or systems shall be designed so to equip them with double safety system to guarantee their reliable operation.